

Page 6063. In col. 2, line 5 of "Note Added in Proof," for "dehydromexicanin L" read "dehydromexicanin C."

Page 6064. In col. 1, lines 14-15 from the end, transpose the "Calcd." and "Found" analyses for $C_{15}H_{22}O_4$.

Page 6065. In col. 1, lines 24-25, transpose the analyses for Allotetrahydrohelenalin, $C_{15}H_{22}O_4$, to read "Calcd.: C, 67.64; H, 8.33. Found: C, 68.49; H, 8.03."—WERNER HERZ.

1960, VOL. 82

W. F. Giauque, E. W. Hornung, J. E. Kunzler and T. R. Rubin. The Thermodynamic Properties of Aqueous Sulfuric Acid Solutions and Hydrates from 15 to 300°K.

Page 66. In Table II, the melting point of H_2SO_4 erroneously given as 283.46°K should be 283.52°K. All other thermodynamic values given for the melting point are correct.—W. F. GIAUQUE.

James L. Dye, M. Patricia Faber and David J. Karl. Transference Numbers and Conductances of Multivalent Salts in Aqueous Solution: Zinc Sulfate and Zinc Perchlorate."

Page 315. The transference number data in Table I were not properly corrected for solvent conductance and volume change and hence the true values are slightly different from those given. The least-squares equation through the corrected points is

$$T_+ = 0.3900 - 0.0628N^{1/2}$$

with a standard deviation of 0.07% for the ten determinations.

Page 317. The calculated association constants in Table IV (which were included to show lack of fit rather than verification of association) are incorrect, and a corrected Table IV is given.

TABLE IV
ASSOCIATION CONSTANTS CALCULATED FOR $Zn(ClO_4)_2$

$N \times 10^4$	$\lambda_{Zn^{++}}^0$ using $\lambda_{Zn^{++}}^0 = 56$	
	$\lambda_{Zn^{++}}^0 = 56$	$\lambda_{Zn^{++}}^0 = 59$
0.556	206	998
2.530	120	300
8.063	55	121

—JAMES L. DYE.

Alberto Ercoli and Rinaldo Gardi. Δ^4 -Keto Steroidal Ethers. Paradoxical Dependency of their Effectiveness on the Administration Route.


Page 747. In col. 1, line 17, for "m.p. 181-183°" read "m.p. 184-186°." In line 18, for "[α]_D -83°" read "[α]_D -67.5°." In line 20, for "m.p. 136-137°" read "m.p. 142-143°." In col. 2, line 36, for "[α]_D -47.5°" read "[α]_D -62°." In line 40, for "m.p. 137-138°, [α]_D -147°" read "m.p. 158-159.5°, [α]_D -142°."—ALBERTO ERCOLI.

N. V. Schwartz and A. G. Brook. The Reaction of Triphenylsilylmetallics with Benzophenone. II. Triphenylsilyloxydiphenylmethylpotassium.

Page 2439. In col. 2, line three of the equations, the first formula should read " $Ph_3SiOCPh_2K$."

Nelson J. Leonard, Terry W. Milligan and Theodore L. Brown. Transannular Interaction between Sulfide and Ketone Groups.

Pages 4078 and 6431. The folded forms should have been pictured as



Ignacio Tinoco, Jr. Hypochromism in Polynucleotides.

Pages 4786 and 4789. Equation (1) and Equation (A11) should read

$$\frac{F_{oa}}{f_{oa}} = 1 - \frac{4K\lambda_{oa}^2}{N} \sum_{a' \neq a} \sum_{i=1}^N \sum_{j \neq i} \frac{G_{ij}e_i \cdot e_j f_{oa'} \lambda_{oa'}'^2}{\lambda_{oa}^2 - \lambda_{oa'}'^2}$$

Page 4789. Equation (A10) should read

$$\nu_{oa}\mu_{Toa}^2 = N\nu_{oa}\mu_{oa}^2 - 4 \sum_{a' \neq a} \sum_{i=1}^N \sum_{j \neq i} \frac{(V_{ij})_{a_j a_i} \mu_{ioa'} \mu_{jioa'} \nu_{oa} \nu_{oa'}}{h(\nu_{oa}^2 - \nu_{oa'}^2)}$$

Recalculation of the hypochromism of DNA with these corrected equations leaves Fig. 3 essentially unchanged; 0.03 or less should be added to each point on the curve.—IGNACIO TINOCO, JR.

J. L. Dye, R. F. Sankuer and G. E. Smith. Ion Transport in Sodium-Ammonia Solutions.

Page 4798. The data for T_+ in Table I are incorrect. The correct data (ref. 20) do not change the intercept (T_+^0).

Page 4802. Equation (2) in the last paragraph should read:

$$M^+e^- \rightleftharpoons 1/2 M_2; K_2 = (M_2)^{1/2}/(M^+e^-)$$

Page 4803. In the first column, Table VI and a text paragraph immediately following it were inadvertently omitted from the printer's manuscript and should be inserted between the sentence ending "... 9.2 $\times 10^{-3}$," and the next sentence "... These calculations show ...," as shown here-with

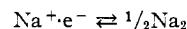
TABLE VI
 K_2 REQUIRED FOR VARIOUS VALUES OF $K_1^{(a)}$

Molarity $\times 10^4$	8.4×10^{-3}	K_2 for $K_1^{(a)} = 9.2 \times 10^{-3}$	10.0×10^{-3}
26.02	11.4	18.8	24.8
49.80	16.7	20.4	23.9
69.35	17.9	20.9	23.9
125.5	16.9	19.2	21.5
182.9	15.0	16.9	18.9
283.6	13.0	14.6	16.2
Average	15.2	18.5	21.5
Deviation	± 2.0	± 1.8	± 2.7

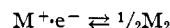
As is evident from Table VI, the two constants are "coupled" to a certain extent; that the data can be fitted reasonably well over a range of K_1 values if K_2 is suitably altered. In addition to this, these parameters are quite sensitive to experimental error. At a concentration of 0.1 molar, for example, an error of $\pm 1\%$ in T_+ causes K_2 to vary from 24.6 to 10.9 for a value of $K_1^{(a)}$ of 9.2×10^{-3} .—JAMES L. DYE.

J. L. Dye, G. E. Smith and R. F. Sankuer. The Activity Coefficient of Sodium in Liquid Ammonia.

Page 4803. Equation (2) of the abstract should read



Page 4805. Equation (2) should read



—JAMES L. DYE.

A. Bryson. The Effects of Substituent on the pK_a Values and N-H Stretching Frequencies of 1- and 2-Naphthylamine, and The Ionization Constants of 3-Substituted Pyridines, 3-Substituted Quinolines and 4-Substituted Isoquinolines.

Page 4864. In Table I, 3rd from last line, last col., the NH frequency for 1-nitro-2-naphthylamine should read 3514 instead of 3541.

Page 4869. Structure II should read

